

DAVE

COMMERCIAL DOOR OPERATOR

Meet
DAVE
Your new best mate.



automatic
TECHNOLOGY

DAVE

COMMERCIAL DOOR OPERATOR



The one you've been waiting for.

Introducing Dave, the one you've been waiting for. Yes, just one operator to conquer virtually all your needs. No more decisions, confusion, and way less stock to hold.

Dave is your new best mate. Lifts heavy, mounts flexibly and features a wireless-first console and accessories. Most importantly, Dave supports 120-480V power supplies around the world.

All in one small, lightweight package for fast, easy, single-person install.

No more repeat visits or hassles of wiring in. Delivering bang for buck straight out of the box. Attach the handle (sold separately), swap for a power cartridge, pair wireless accessories and job done. Genius.

Simpler, smarter, faster, better-er.

- **Dave™ does the heavy lifting.** Dave lifts up to 2200lb and is capable of up to 60% duty cycle (that's 36 minutes of operating up)¹. Dave works hard, all day, every day.
- **Dave's got you covered.** With uncompromised lifting ability and a market-first swappable power cartridge, Dave's your one man for the job, almost every time. The swappable power cartridge system covers all your needs - single and three-phase voltages from 120V-480V everywhere across the world. You're welcome.

Dave's a fast, one-person install.

- **Dave makes everything look like light work.** Impossibly small and light with an install weight of less than 26lb, Dave makes install a breeze.
- **Wireless first accessories - no more wires ever, unless you really want them.** Dave boasts a wireless-first wall console and photo eyes. Swap cables, conduit and hours in install time with a wireless console and accessories, that work straight out of the box. Still love wires? Mate, your call. Dave can handle both.
- **And, he's got a handle.** Dave comes with a unique handle (sold separately) for single hand lifting and fast and easy install. But wait there's more, the handle comes even with spirit levels, ruler and straight edge built in. Why hasn't anyone else thought of that?

Dave adapts to any challenge.

- **Just as good with his left or right hand.** Left or right side installation, it doesn't matter. Dave is ambidextrous. Swap handedness in under five minutes.
- **Too hard? Nah, too easy.** Install however you like, Dave doesn't mind:
 - Wall or hood-mount with chain and sprocket
 - Shaft to shaft coupling for direct drive
 - Sectional door or rolling steel - as long as it's spring-balanced it's all good mate.
- **Smarts not sprockets.** No need to match doors, sprockets and operators. No need to hold additional parts or remember complicated calculations when specifying, quoting or installing. Select the required speed and duty cycle with the touch of a button and Dave handles the rest. The only time you'll ever need to think sprockets is swapping over to Dave's heavy duty drive kit for doors over 1765lb.

Dave is the total package.

- **Looks different, is different.** The only one of his kind. Dave's got the same modern motor technology used in today's precision industrial robots. The Permanent Magnet Synchronous Motor (PMSM) is impossibly small, light and unbelievably more powerful and efficient than traditional induction motors.
- **All torque AND all action.** Instant torque on demand means Dave can handle virtually any door conditions.
- **LiftMate:** Automatic change engage mechanism means that with one yank of the chain, Dave manually springs into action in the case of a power outage.
- **Unlike the others, Dave never stops learning.** ProfileIQ®, Dave's in-built machine learning technology constantly profiles the door and adjusts things as springs settle and doors change over time. While SureTrack™, Dave's on-board absolute positioning encoder, precisely tracks the door's position throughout its travel delivering precise soft start and stop control. No damage. No dramas.
- **Dave's got a few tricks up his sleeve:** He uses motor wizardry to stop doors dead on command, or stop smooth when required. He even knows when the door needs a service.

¹. Based on weight of up to 882lbs and where duty cycle is 36 operating minutes each 60 minutes.

Meet DAVE. Designed for you.

About the others, you said...

Too many SKUs. Multiple power, torque and install configurations mean too much stock to hold.

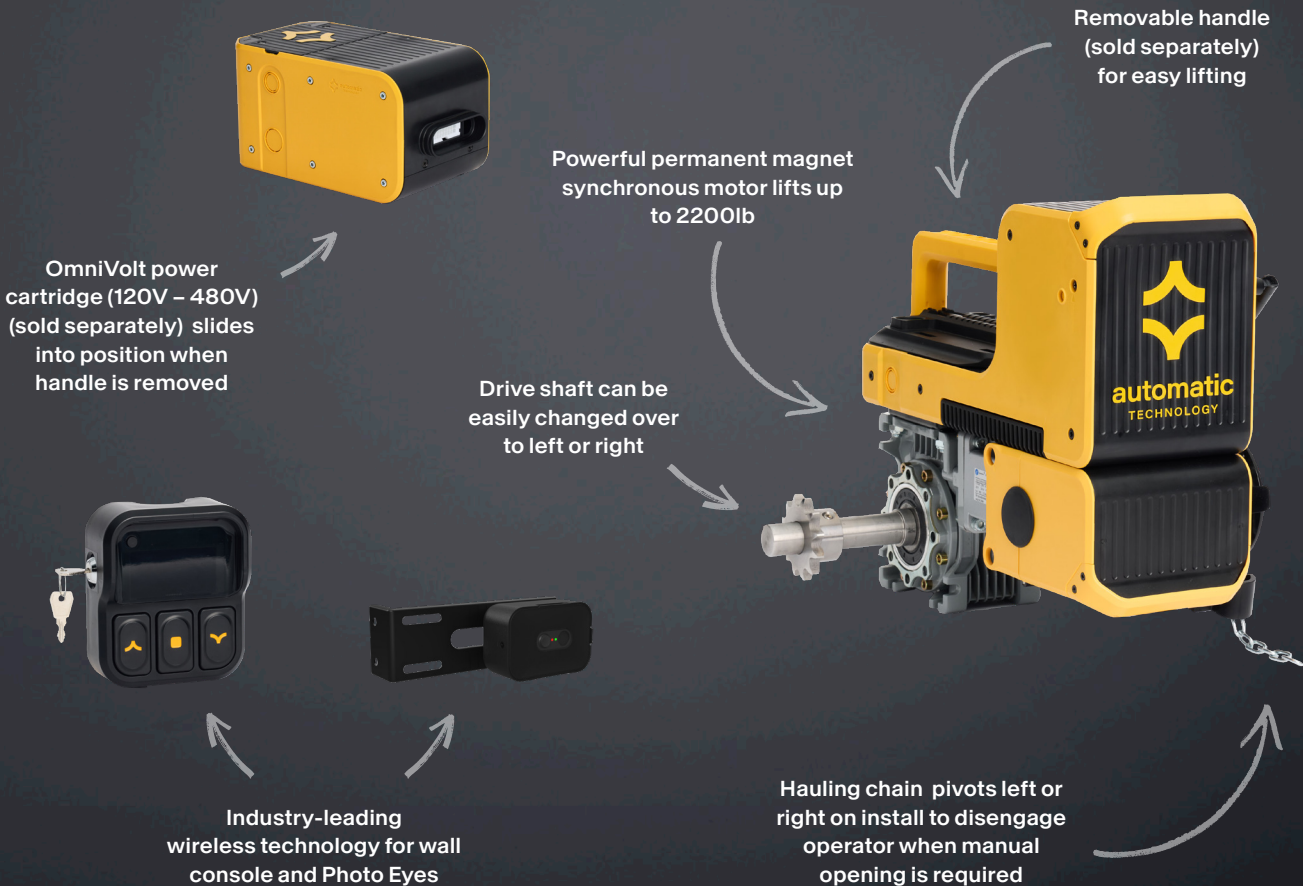
Too much complexity. It's hard to find the right opener for different types of doors.

Too long and difficult to install. Products are heavy and bulky. Wiring slows down installation.

Too many mismatches. The right product isn't always at hand leading to multiple site visits.

We listened.

Dave is the only one you'll ever need.



All new technologies. No apologies.



Omnivolt™

Global power cartridge system supports single and three-phase voltages from 120V-480V all around the world.



LiftMate™

Automatic chain engage mechanism locks out the motor and starts lifting the door the instant you pull the chain.



SureTrack™

Absolute positioning encoder tracks the precise location of the door at all times through its travel, delivering precise soft start and stop control.



ProfileiQ™

Dave's in-built machine learning technology constantly profiles the door and adjusts things as springs settle and doors change over time. Keeping your doors opening smoothly and seamlessly, all day, every day.



IP42 rating**

IP42 rating provides assurance and flexibility to use across multiple indoor environments.



Warranty

Dave comes with a 5-year warranty. Sweet.

What's in the box:



DAVE drive unit



Wireless-first photo eyes



Wireless wall console



Hauling chain



#50 drive chain & joiner



Mounting spacer



Shaft, key & circlip



Mounting hardware





#50 12-tooth drive sprocket

**When installed in vertical orientation















Compatible accessories

Dave is compatible with an extensive range of accessories. The below accessories have been tested and validated by Automatic Technology.

Automatic Technology accessories

	101641	OminVolt Low Voltage Power Cartridge
	101642	OmniVolt High Voltage Power Cartridge
	101931	DAVE's Handle
	102050	Wireless-First Photo Eyes
	101960	DAVE's Relay Expansion Board
	102495	DAVE's Heavy Duty Drive Kit (#60)
	101900	DAVE's Hood Mount Bracket Kit
	101919	DAVE's Multifit Wall Bracket Kit
	101910	DAVE's Wall Mount Bracket Kit
	102220	1" To 1" Shaft Coupler (CF100)
	102221	1" To 1.25" Shaft Coupler (CF105)
	102186	5V Power Adapter (Suits 101951)
	102189	Wall Console Wiring Kit (Suits 101951)
	102335	4-button remote (5-pack)
	102440	Antenna Extension Kit

Third party approved accessories

	MLC-K36	Miller Edge Monitored Light Curtain 3ft
	MLC-K72	Miller Edge Monitored Light Curtain 6ft
	OG-T-K10	Miller Edge Optiguard Thru-Beam PE
	TG-R-K10	Miller Edge Truguard Reflective PE
	PBS-3	MMTC Nema 1 3-Button Interior Surface Mount Control Station
	1MHL	MMTC Nema 4 Exterior Mushroom Head Control With Maintained Contact
	1KX-CC	MMTC Nema 4 Exterior Tamperproof Open-Close Changeable Cylinder Key Switch
	1KX-R	MMTC Nema 4 Exterior Tamperproof Open-Close Key Switch
	26-500L	MMTC Industrial Digital Keyless Entry
	TS-TRI-24V	Two Position Traffic Signal - LED
	LMA-1250-LV	EDI Deflectometer Single Channel Inductive Loop Detector
	SLM200R	Federal Signal 24v Warning Light - Red
	SLM200A	Federal Signal 24v Warning Light - Amber
	SLM200G	Federal Signal 24v Warning Light - Green
	SLMBD-012-024GY	Federal Signal Streamline Deep Base

DAVE Drive Unit

Motor type	PMSM
Reducer ratio	50 to 1
Rated output torque	32Nm (23.5ft.lb)
Maximum door weight	Up to 2200lbs balanced*
Maximum rated load (N)	450N
Operating temperature	-4°F to 149°F
Environment	Indoor use only
Output drive shaft diameter	1"
Output drive shaft length	3.75"
Standard operator sprocket	12 teeth #50
Optional sprocket	10 teeth #60
Door travel speed - Overhead door (speed may vary with selected door sprocket)	Up to 17.5"/sec
Door travel speed - Rolling door (speed may vary with selected door sprocket)	Up to 10"/sec
Drive unit weight (with shaft and sprocket)	25lbs
Reducer output speed (at 3000RPM motor speed)	60RPM
Maximum duty cycle	60%
On board receiver memory capacity	64
IP Rating	IP42**

Wireless Wall Console

Control button range	100ft [†]
Configuration / set up range via Bluetooth	50ft [†]
Menu display LCD	4 lines x 20 characters
LCD back-lighting	Yes
Power options	2 x D size (1.5V) (5 year battery life [‡])
	5VDC power adaptor
	Direct wiring to the operator

OmniVolt™ Power Cartridge

Part #	101641	101642
Mains power supply	Low voltage PFC	High voltage
Input power	1000W	1000W
Input voltage fuse	120-240Vac 50/60Hz	400-480Vac 50/60Hz
Power cartridge weight (with power cord)	3.5lb	3.5lb
Max current consumption	10A @ 120V 5A @ 240V	3A @ 415V
Operating temperatures	-4°F to 149°F	-4°F to 149°F

*Based on a maximum 2200lbs balanced door with optional heavy lift kit.

**When installed in vertical orientation.

[†]Range varies depending on installation environment.

[‡]Battery life may vary based on power mode selected.



DAVE
COMMERCIAL DOOR OPERATOR



**All new technologies.
No apologies.**

Opening doors since 1978, we design and build powerful, reliable control systems for commercial businesses and residential homes.

We're now changing the game with a fresh take on commercial automation.

Systems that are impossibly small, incredibly light, unbelievably powerful yet irritatingly simple.

Let **DAVE** do
the heavy lifting



For full terms and conditions of our warranty, see www.automatictechnology.com

© 2025 Automatic Technology America LLC Phone: 1-800-934-9892

Automatic Technology is a registered trade mark. Dave, OmniVolt, ProfileIQ and SwitchIT are trade marks.

Date: October 2025

1-800-934-9892

www.automatictechnology.com